



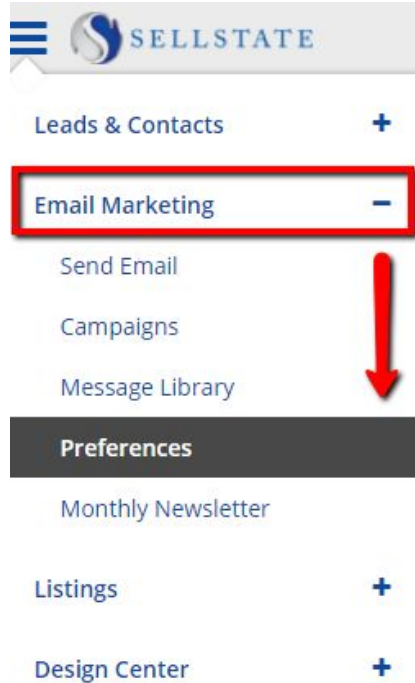
# Email Signature (Preferences)



# Email Signature (Preferences)

---

Customize your email signature for all your email marketing communications. From sending out an email blast, or signing someone up for an email drip campaign, you can personalize your email signature to show your achievements and qualifications.



To get started, go to the apps drop down at the top of the screen and select **Preferences** in the Email Marketing application.

Or, if you are already in the Email Marketing App, you can select **Preferences** option on the left side of the screen.

From here you can update your email signature by adding a video, images, links to your website etc.

# Email Signature (Preferences)


The screenshot displays the 'Send Email' interface. On the left sidebar, under 'EMAIL MARKETING', the 'Preferences' option is highlighted with a red box. The main content area is titled 'Send Email' and includes sections for 'Send Options' (with 'Send Message From' set to 'timbrownsellstate@gmail.com' and 'Send Message To' set to 'Select Recipients'), 'Email Message Details' (with 'New Message' selected and 'Default Email Campaign' chosen), and a rich text editor. The rich text editor shows a signature for 'Jane Realtor' with contact information: 'Sellstate Office, 325 John Knox, Your Hometown, FL 33333, Business: 5558675309, Email Us: [timbrownsellstate@gmail.com](mailto:timbrownsellstate@gmail.com), [timbrowntagent-beta.homesconnect.com](http://timbrowntagent-beta.homesconnect.com)'.


The information that displays by default is pulled from your contact information in your agent profile. If you update your agent profile (name, phone business address, website address), you'll want to double check your email signature to make sure the information is still have updated correctly.


See also Sending an Email to Your Contacts, for more information on sending out email blasts, as well as Signing Contacts Up for Drip Campaigns.


# Email Signature (Preferences)


**EMAIL MARKETING**  
Email Marketing lets you send an individual or bulk email message, launch automated email marketing campaigns, save and reuse your customized messages.

 **Send Email**

 **Campaigns**

 **Message Library**

 **Preferences**

 **Monthly Newsletter**

## Send Email

**Send Options**

Send Message From:

Send Message To: [Select Recipients](#)

BCC Sender


**Email Message Details**

New Message  Use Saved Message

Default Email Campaign:

Message Subject:

Enter your email message here

 Jane Realtor  
Sellstate Office  
325 John Knox, Your Hometown, FL 33333  
Business: 5558675309  
Email Us: [timbrownsellstate@gmail.com](mailto:timbrownsellstate@gmail.com)  
[timbrownsellstate.com](http://timbrownsellstate.com)